

## [Monk]The Mystery of Hongmen Instructions for Use

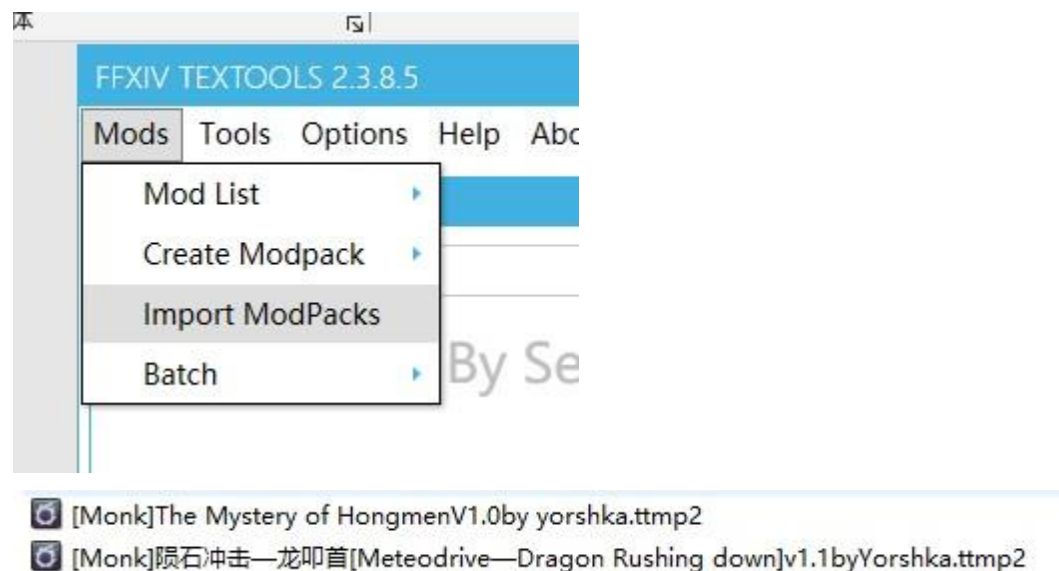
1.This is the first class remake mod I've made, and making this mod is also a step-bystep learning process for me,

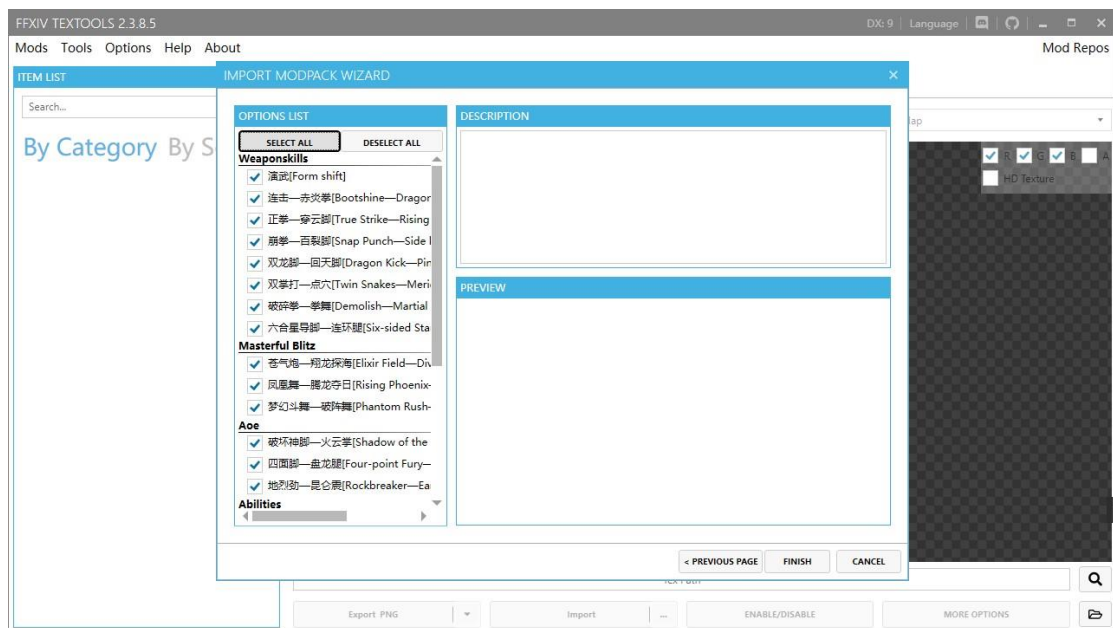
This mod took a LOT OF MY TIME and EFFORT, please REFRAIN from sharing, disseminating, or selling,this will seriously affect the motivation of modders.

2. The use of third-party software and modification of game files is publicly prohibited in the game, So please DO NOT do it with mods such as:Acts such as posting screenshots, screen recordings, and live broadcasts that expose IDs are at your own risk.。

3、FFXIV TexTools:

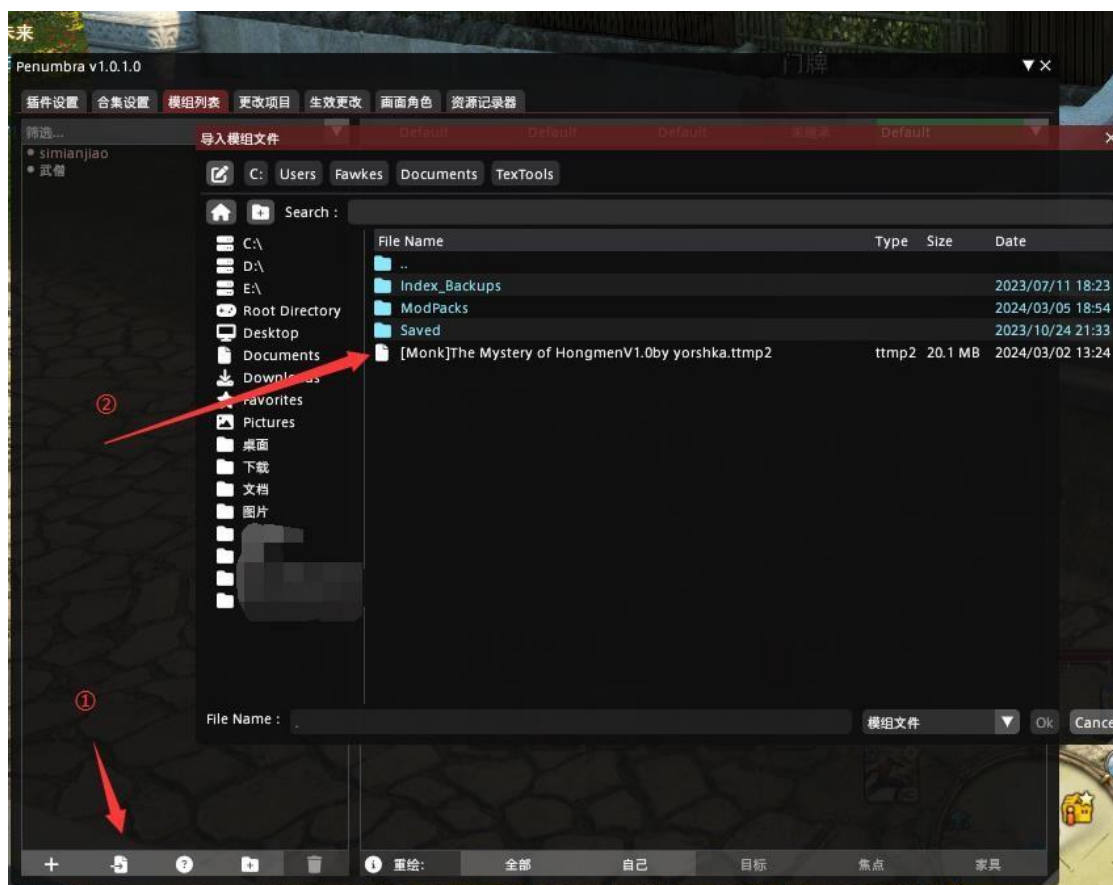
Click on "Import modpacks", tick the mod you want to install and click finish。





4、Penumbra:

Select Import mod



tick the mod you want to install and click finish



## Currently known issues:

Because Yoshi-P redefined the addresses of some textures in version 6.5, the special effects have problems such as texture failure and misalignment. So I redefined the addresses of all the textures in the mod, and **THE NUMBER OF MOD ENTRIES SKYROCKETED**. The following may occur, such as: after installing with TexTools, there may be click lag, takes effect slowly after installing with Penumbra, Please be patient.

## 7.0 Related:

High-level skills are only replaced, so be sure to install low-level skills when installing:

1. Before installing "Leaping Opo", make sure to select the "Bootshine" option
2. Before installing "Rising Raptor", make sure to select the "True Strike" option
3. Before installing "Pouncing Coeurl", make sure to select the "Snap Punch" option
4. Before installing "Elixir Burst", make sure to select the "Elixir Field" option